

**Thank you for your interest in our schematics.** The schematic is available on the next page.


If you want to download additional parts of a schematic, or additional schematics, these must be requested individually.

To provide you with this information, more than 6000 members work regularly on the content of Radiomuseum.org.

As a member, you can access schematics, large images without watermarks and collector's prices. You will also surf at Radiomuseum.org without advertising. To do so, you may support Radiomuseum.org with a one-time membership fee of 20 € or 30 CHF or 25 US \$. We would be delighted if you joined as a member:


[https://www.radiomuseum.org/dsp\\_anmelden\\_start.cfm](https://www.radiomuseum.org/dsp_anmelden_start.cfm)

#### These books might be of interest of you:



#### **Hello, Everybody! The Dawn of American Radio**

Long before the Internet, another young technology was transforming the way we connect with the world. At the dawn of the twentieth century, radio grew from an obscure hobby into a mass medium with the power to reach millions of people.



#### **The Rise of Radio, from Marconi through the Golden Age**

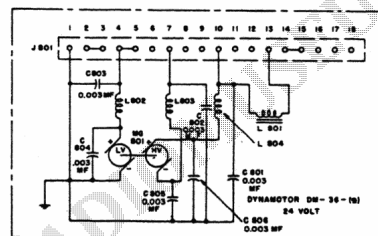
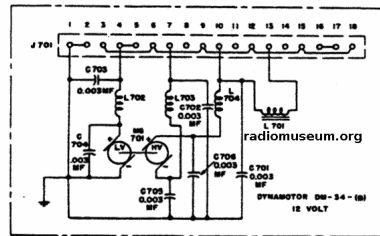
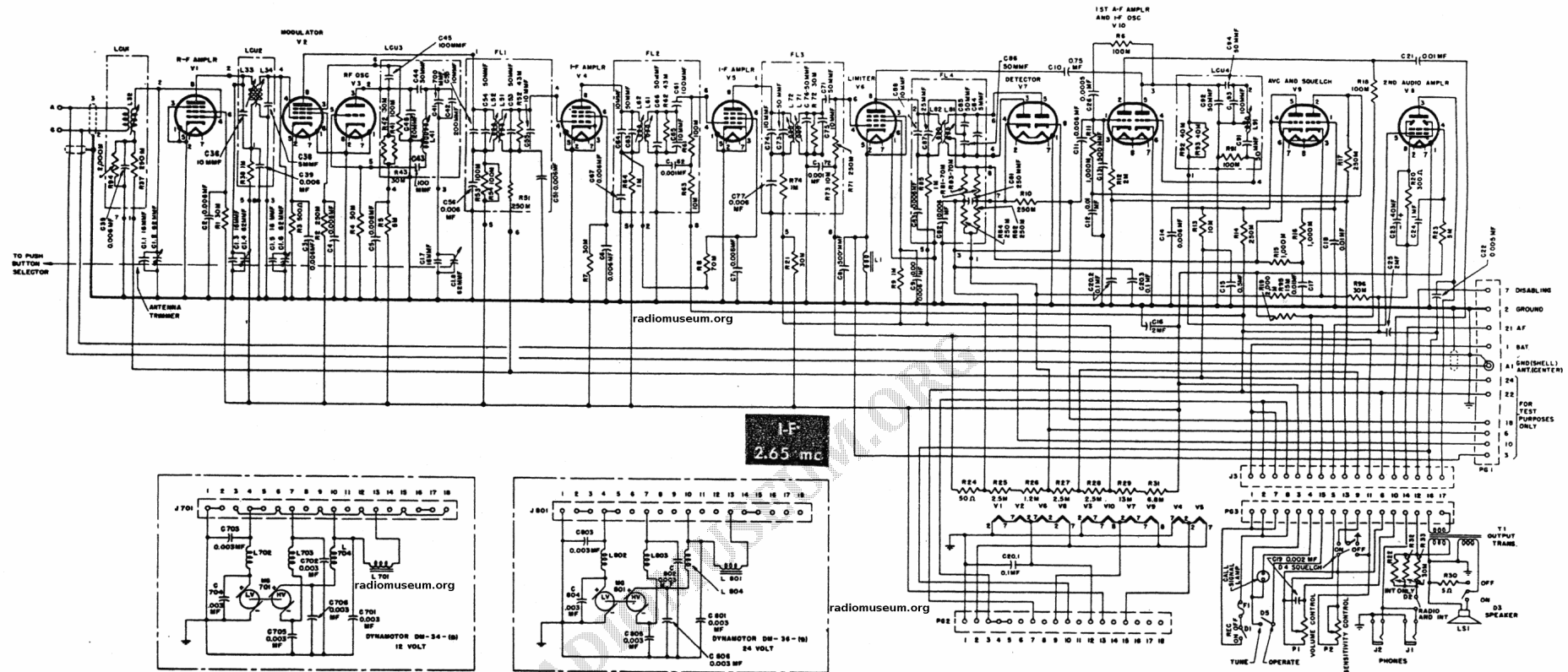
As the dominant form of electronic mass communication in the United States from the 1930s into the 1950s, radio helped to forge a modern continental nation. It fused myriad subcultures heavily rural, ethnic, and immigrant into a national identity, unifying the nation in the face of the Depression and war.



#### **The Paraset Radio: The Story of a WWII Spy-Radio and How to Build a Working Replica**

This book describes the gripping story behind the Paraset – a unique spy-radio, dropped behind enemy lines in the dark days of WWII. This radio being both light weight and state of the art for the time was concealed in a suitcase, making ideal for use by the spies of SOE.

Click [here](#) for further information.



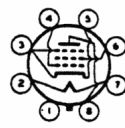
TUBE SOCKET TERMINALS, BOTTOM VIEW



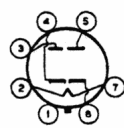
JAN-6AC7



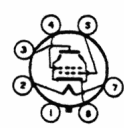
JAN-6J5



JAN-12S67



JAN-6H6

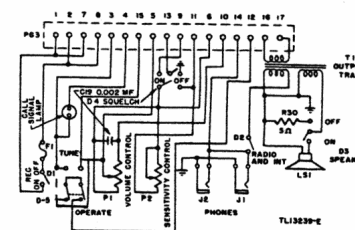


JAN-6V6GT/G



JAN-6SL7GT

BC-603-AM, BC-603-CM, AND BC-603-DM MODIFICATION



**SCHEMATIC DIAGRAM RADIO RECEIVER BC-603**